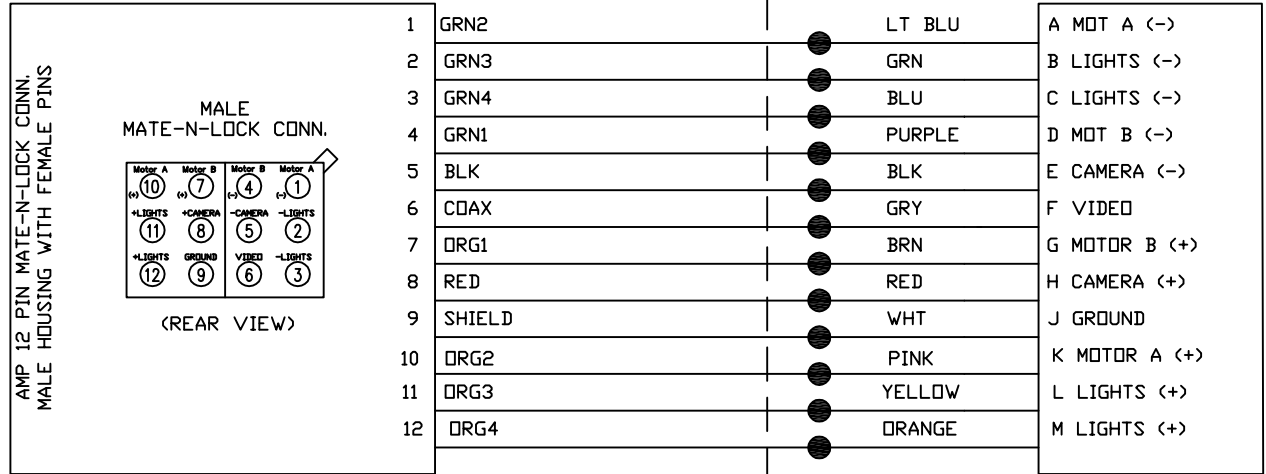
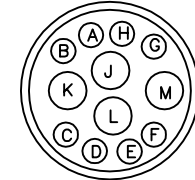


REVISIONS				
REV.	DESCRIPTION	BY	DATE	APPROVED
1.	REVISED TO MATCH BENDIX WIRING	SPL	10/14/08	JB
2.	SWITCHED WIRE COLORS BACK TO ORIGINAL	SPL	12/20/08	WB

IN TERMINATION



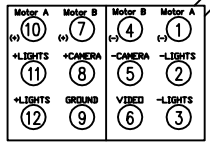
INVERT FEMALE  
(MALE PLUG/FEMALE PINS)



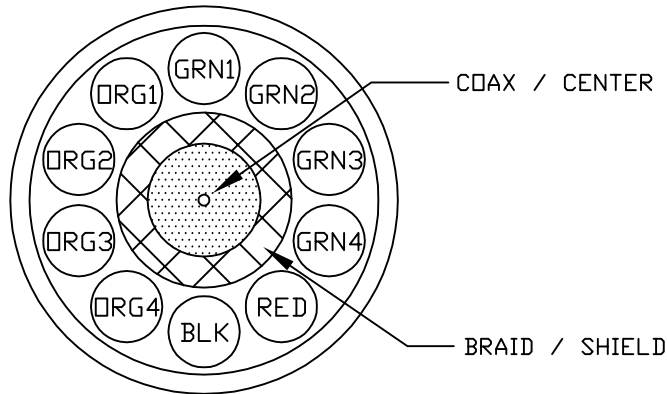
FRONT VIEW  
08-020-230\001

AMP 12 PIN MATE-N-LOCK CONN.  
MALE HOUSING WITH FEMALE PINS

MALE  
MATE-N-LOCK CONN.



(REAR VIEW)



BLACK VIDEO CABLE

INSTRUCTIONS SEE DWG. 200-001-231 FOR  
12 PIN TERMINATION PROCEDURE

PROPRIETARY INFORMATION				OPTICAL ROBOTICS, INC.	
<small>THE INFORMATION CONTAINED IN THIS DOCUMENT IS THE PROPERTY OF OPTICAL ROBOTICS, INC. &amp; MAY NOT BE REPRODUCED OR TRANSMITTED WITHOUT THE EXPRESS WRITTEN CONSENT OF OPTICAL ROBOTICS, INC.</small>				4806 Wright Dr., Annex C Smyrna, GA 30082	
DIMENSIONS ARE IN INCHES UNLESS OTHERWISE SPECIFIED AT THE DIMENSIONED AREA.				12 PIN CABLE TERMINATION FOR BLACK CABLE	
TOLERANCE AS SHOWN UNLESS SPECIFIED AT THE DIMENSIONED AREA	GROUP	NAME	DATE	FILE: Z:\STDDWG\ELECT\10313.dwg	
1 PLACE DEC. ±.06	DRN BY: SPL		07/18/07	PROJECT VIDEO REEL	DRAWING No. 100-000-313
2 PLACE DEC. ±.010	CHECKED			SCALE: N.T.S.	REV.2 SHT. 1 OF 1
3 PLACE DEC. ±.005	PROJECT ENGINEERING				
ANGLES ±.5°	MECHANICAL DESIGN				
FILES NOT DIMENSIONED & FINISHED SHOULD NOT DIMENSION & FINISH	INDUSTRIAL DESIGN				
	CLIENT APPROVAL:				
PREPARED BY COBRA TECHNOLOGIES LLC, 4806-C WRIGHT DRIVE, SMYRNA, GA. 30082					